
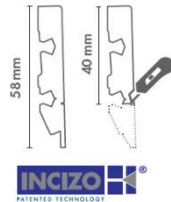

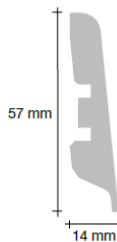

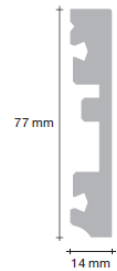

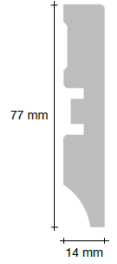


WALLBASES

TDS 22/07/2019

PERGO®
ORIGINAL LAMINATE

<u>Order code</u>	<u>Type</u>	<u>Photo</u>	<u>Dimensions</u>	<u>Pack Qty</u>
PGSK(-)	Wallbase, straight, NEW shape		2400 x 12 x 58 mm (including connecting plugs) 	6
PGSKR(-)	Wallbase, straight, OLD shape		2400 x 14 x 58 mm 	6
PGPSK(-) Not available in the Nordic countries	Wallbase, straight, NEW SHAPE		2400 x 14 x 77 mm 	6
PGPSKR(-) Not available in the Nordic countries	Wallbase, straight, OLD shape		2400 x 14 x 77 mm 	6

WALLBASES

TDS 22/07/2019

PGSKRWHITE, white PGSKRPAINT, paintable PGPSKRWHITE, white PGPSKRPAINT, paintable	Wallbases, straight, OLD shape		2400 x 14 x 58 mm 2400 x 14 x 58 mm 2400 x 14 x 77 mm 2400 x 14 x 77 mm	6
PGSCOT(-) Not available in the Nordic countries	Beading		2400 x 17 x 17 mm 	6
PGSCOTWHITE, white PGSCOTPAINT, paintable	Beading white & paintable		2400 x 17 x 17 mm 	6

Product description

Pergo® wallbases provide you with a matching finish for your floor.

Applications

Wood is the main component for your Pergo floor. The relative humidity (RH) will vary from season to season, and by this it is vital to keep expansion gaps between the Pergo flooring and any fixed object. The floor must be able to expand and contract on all sides. The needed expansion gap mentioned above is described in the installation instructions for the Pergo floor and **MUST** be followed. To finish off this expansion gap Pergo offer a wide range of skirting's and profiles.

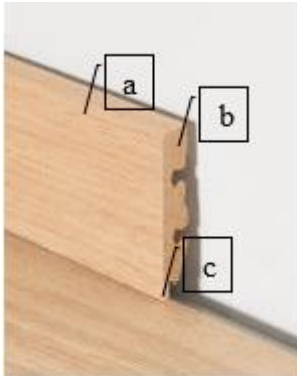
More information about the Pergo 5-in-1 moulding can be found on www.pergo.com.

Tips for specific applications of the Pergo® wallbases:

- √ Pergo® straight wallbase (old shape: 2400 x 14 x 58 mm / new shape: 2400 x 12 x 58 mm):
This neutral skirting is light and discreet: perfect for all interiors.
- √ Pergo® straight wallbase (2400 x 14 x 77 mm):
As an extra advantage this traditional skirting is able to cover up an extra-large height.
- √ Pergo® Beading (2400 x 17 x 17 mm):
This beading camouflages the expansion joint between an existing skirting board and a newly installed Pergo® laminate floor.

WALLBASES

TDS 22/07/2019

Characteristics

- √ With scratch-resistant laminate shell(a)
The durable laminate makes Pergo® skirting boards resistant to scratching and wear.
- √ Quality MDF support (b)
- √ Protected against moisture(c)
The main component of Pergo® skirting boards is wood. The protective layer provides protection against damp so your skirting board remains in perfect condition.
- √ Warranty
Pergo® wallbases are very high quality. The warranty on your Pergo® floor is also valid for Pergo® skirting-boards.
- √ Matching solutions
Pergo® wallbases are available in a design and surface structure that matches your floor perfectly.
- √ Identical structure
Not only the colour of Pergo® Parquet skirting-board but also the structure is identical to that of the floor.

Instructions

Pergo® wallbases can be attached:

- √ With Pergo® Clips PGCLIPSKME7080 / PGCLIPSKME95
This revolutionary clip system for glueless fixing of wallbases makes installation very easy and up to 50% faster; the skirting is also removable.


Only for PGSK(-).
- √ With Pergo® Clips PGCLIPS15LM

Easy-to-use snap-in system where no nails or screws are visible. One installation kit is enough for 15 metres of wallbase.

Only for PGSKR(-), PGPSKR(-), PGSKRWHITE, PGSKRPAINT, PGPSKRWHITE, PGPSKRPAINT
- √ With a Track NETRACK

Only for PGPSK(-)
- √ With Pergo® Multiglue:

This multipurpose glue has been specially designed for installing Pergo® solutions.



WALLBASES

TDS 22/07/2019

An overview with the possible attaching methods by skirting type with order codes:

Packaging quantity	<u>Pergo® Clips</u> For 15 lm.	<u>Pergo® Clips</u> 50 clips per bag	<u>Track</u> 6 tracks per tube	<u>Pergo® Multiglue</u> 12 tubes per box
				
Skirting type	PGSKR(-), PGPSKR(-), PGSKRWHITE, PGSKRPAINT, PGPSKRWHITE, PGPSKRPAINT	PGSK(-)	PGPSK(-)	All
Order code	PGCLIPS15LM	PGCLIPSKME7080 for 7-8 mm floors / PGCLIPSKME95 for 9-9,5 mm floors	NETRACK	PGGLUE290